

# 25/30L-9A, 35LN-9A

5,000 / 6,000 / 7,000 lbs capacities

LP · Pneumatic Tire

# HYUNDAI

MATERIAL HANDLING

NO ONE DELIVERS MORE

MORE PROVEN QUALITY  
MORE ADVANCED TECHNOLOGY.  
ALL TO GET MORE OUT OF YOUR  
OPERATORS AND YOUR OPERATION.



## Get more of what you're looking for: THE 9 SERIES FROM HYUNDAI

The 9-Series of LPG forklifts from Hyundai sets a new standard in performance, operator comfort, productivity, and ease of maintenance. It all begins with an advanced EPA/CARB Tier-IV certified powerplant. Beyond that, you'll find features like wet disc brakes, fully hydrostatic steering, and a rugged drive axle that will allow you to move more loads, more efficiently, and more reliably for years in even the toughest of applications.

But there is so much more to the 9-Series: advanced electronics, simplified servicing, and an operator's compartment that increases visibility as it reduces fatigue. And it all comes with proven Hyundai quality and value.



### SPACIOUS OPERATOR COMPARTMENT

The roomy, comfortable operator's compartment offers wide visibility and is designed for all-day operator comfort. It includes a standard Grammer™ suspension seat with optional heating and headrest. It also features optimized pedal position for reduced fatigue, a fully adjustable steering wheel, and optional fingertip controls.



### EASY SERVICE ACCESS

The easy-lifting cover on the 9-Series reveals a large workspace for ready access to the powertrain and functional parts to simplify and speed servicing. Downtime is further reduced thanks to a large air cleaner with extended service intervals and a protected waterproof and dustproof fuse and relay box.



### HILL ASSIST CONTROL SYSTEM

The hill assist control prevents unintended movement while operating on a grade, both incline and decline. Other safety features include an auto parking brake, operator presence sensing system requiring the operator to be in the seat to use travel and hydraulic functions, and forks with a controlled descent speed.



### POWERFUL, EFFICIENT HYUNDAI-BUILT ENGINE

Offering Best-In-Class HP and torque at lower RPMs, our proven HMC L4KB 2.4L powerplant delivers high performance and more:

- Outstanding fuel efficiency
- Low vibration and noise
- Low emissions
- Easy service access



### ADVANCED, INFORMATION RICH LCD CLUSTER

The new cluster brings operators greater control and ready access to key information and operating functions:

- Hi-viz multicolor display
- Adjustable performance parameters
- Maintenance menu and tracking
- Tilt, inclination, and load weight indicators

Maintenance Management			
Item	Interval	Elapse Count	Alarm
Axle Planetary Ge...	100	2	0
Transmission Oil	100	2	0
Transmission Oil F...	100	2	0
Hydraulic Tank Al...	250	2	0
Air Cleaner Comp...	450	2	0
Engine Oil Filter	500	2	0

### MAINTENANCE MANAGEMENT

Displayed on the cluster, this indicator alerts operators and technicians when maintenance items need to be replaced before a possible failure, safeguarding your forklift, extending its service life, and reducing downtime.

## The 9-Series brings you even more advantages.


- Our high-output engine delivers greater acceleration, better gradeability and fast travel speeds up to 12 mph
- Clutch protection system reduces inching impact
- Low entrance height makes entering and exiting the vehicle safer and easier
- Strong overhead guard exceeds CEE and ANSI regulations
- Outstanding lighting package includes bright, protected headlights and rear safety lamps for exceptional visibility
- Load weight indicator displays load weight and provides visual and audible warnings if the maximum capacity is exceeded
- Auto fork leveling system helps protect loads and improves productivity
- Optional rear-view camera and monitor helps ensure a safer working environment
- Password starting system prevents unauthorized use
- Optional rear tire and undercarriage covers protects the engine, radiator and other key components from dusts and other contaminants

# HiMATE



## ONLY HYUNDAI OFFERS YOU SUCH A COMPREHENSIVE, FULLY INTEGRATED TELEMATICS SYSTEM.


Hi-Mate works by collecting key data from sensors mounted to your equipment that track operation of the forklift, relaying that information to your computer or mobile device in real time. By monitoring key components, such as the engine, electric system, and hydraulics, Hi-Mate can help you evaluate machine and operator performance, create preventive maintenance programs, and help you minimize downtime as you maximize productivity.



**Equipment operation management**

Real-time monitoring and follow-up management of individual pieces of equipment or equipment fleet deliver essential operational status and information, including:


- Key-on time, travel hours, work hours, and GPS location



**Equipment status management**

Vital diagnostic and maintenance data is relayed as alerts, while Hi-Mate Premium provides tracking of pre-shift checklists to help reduce downtime and ensure OSHA compliance:


- Alerts are sent for DTCs, system warning, and required maintenance



**Safe traveling control**

An impact monitor provides alerts, accountability, and follow-up management of safety incidents involving equipment during operation:

- The system logs the number and severity of impacts as well as the operator who was logged into the unit at the time of the incident



**Human resource management**

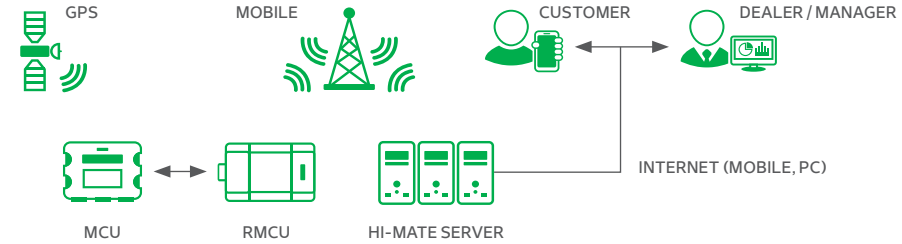
Hi-Mate Premium can control who operates equipment via a pin pad and RFID reader:

- Provided information can be used to evaluate productivity, efficiency, and workforce safety
- Tracking the weight load indicator captures operator productivity

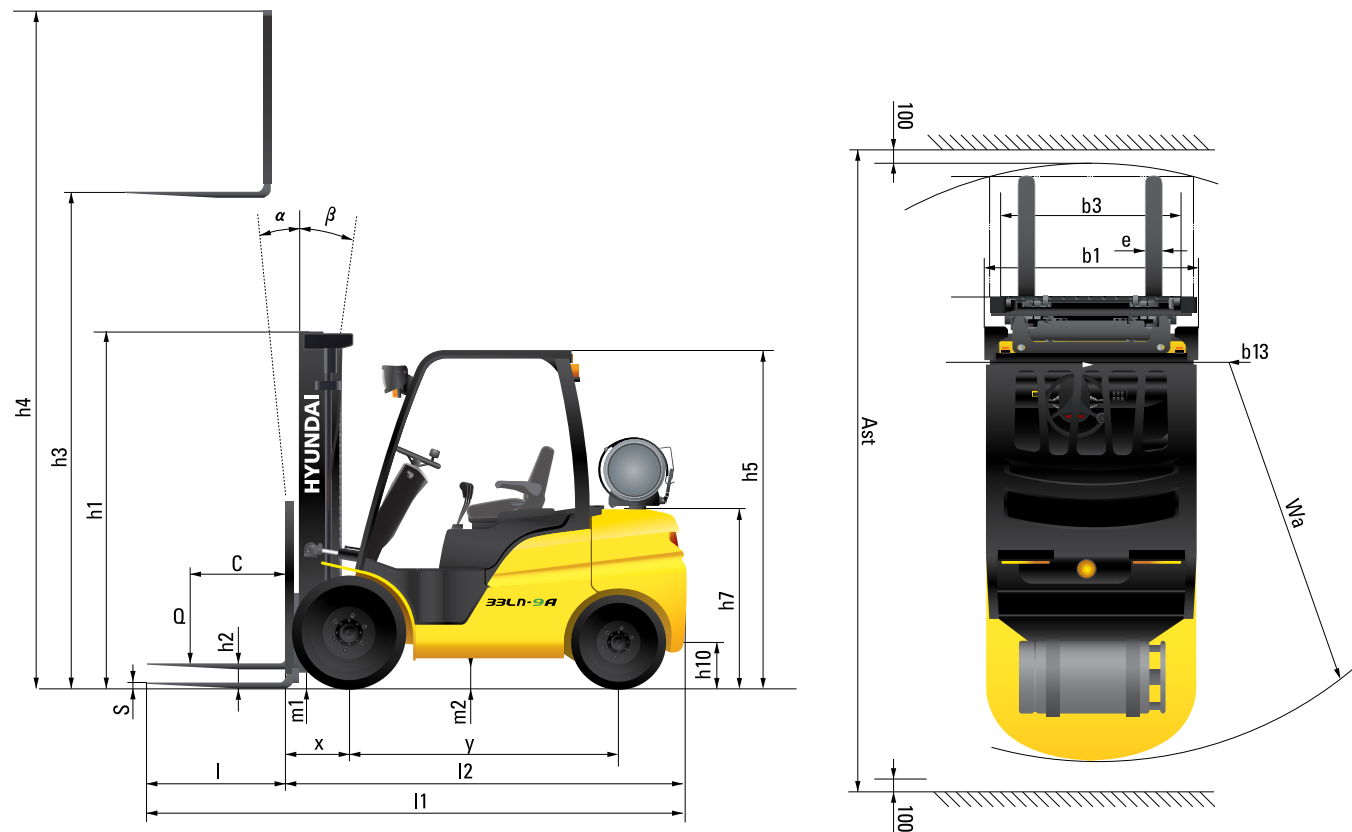
### HI-MATE MANAGEMENT SYSTEM

Hi-Mate is one of the industry's most advanced remote management system. With continuous data collection, Hi-Mate delivers more communication, control, and ability to track, monitor, maintain, and manage your forklift fleet. It is the proven way to efficiently coordinate both your equipment and human resources.

#### Data Flow



### Dimensions



### Specifications

Identification		Hyundai		
1.1	Manufacturer	Hyundai		
1.2	Manufacturer's Model Designation	25L-9A	30L-9A	35LN-9A
1.3	Drive: Electric (Battery or Mains), Diesel, Petrol, Fuel Gas, Manual	LPG	LPG	LPG
1.4	Type of Operation: Hand, Pedestrian, Standing, Seated, Order-Picker	Seated	Seated	Seated
1.5	Load Capacity / Rated Load	Q	lb	5,000
1.6	Load Center Distance	C	in	24
1.8	Load Distance, Center of Drive Axle To Fork	X	in	18.4
1.9	Wheelbase	y	in	65
<b>Weights</b>				
2.1	Service Weight		lb	8,203.4
2.2	Axle Loading, Loaded Front / Rear		lb	12,105.6 / 1,611.6
2.3	Axle Loading, Unloaded Front / Rear		lb	3,306 / 4,844
<b>Wheels, Chassis</b>				
3.1	Tires : Pneumatic(P), Solid(S), Non-marking(N)		P	P
3.2	Tires Size, Front	Single	7 x 12 x14PR	28X9 x 15 x 14PR
		Double	6 x 15 x 10PR	6 x 10 x 10PR
3.3	Tires Size, Rear	Single	6.5 x 10 x 14PR	6.5 x 10 x 14PR
		Double	6.5 x 10 x 12PR	6.5 x 10 x 12PR
3.4	Number of Wheels Front / Rear (x=driven wheels)		2x/2	2x/2
3.5	Tires Width, Front	Single	in	39
		Double	in	45
		in	39	
<b>Basic Dimensions</b>				
4.1	Mast / Fork Carriage Tilt Forward / Backward ( / )		degrees	6 / 10
4.2	Lowered Mast Height	H1	in	85.6
4.3	Free Lift	H2	in	6
4.4	Lift Height	H3	in	130
4.5	Extended Mast Height	H4	in	177
4.7	Overhead Guard Height (Cabin)	H5	in	85 (85)
4.8	Seat Height / Standing Height Rel. to SIP	H7	in	47
4.12	Coupling Height	H10	in	12
4.19	Overall Length	l1	in	144
4.20	Length to Face of Forks	l2	in	103
4.21	Overall Width	B1	Single in	47
		b1	Double in	60
4.22	Fork Dimensions(Hook Type)	l / e / s	in	41 x 4 x 2
4.23	Fork Carriage Iso 2328, Class / Type A,B	b3	in	2A
4.24	Fork-Carriage Width	m1	in	43.4
4.31	Ground Clearance, Loaded, Under Mast	m2	in	5
4.32	Ground Clearance, Centre Of Wheelbase	Ast	in	6.7
4.33	Aisle Width for Pallets, 39.3 x 47.3 Crossways (Lx W)	Ast	in	158
4.34	Aisle Width for Pallets, 31.5 x 47.3 Lengthways (WxL)	Wa	in	168
4.35	Turning Radius	b13	in	92
4.36	Smallest Pivot Point Distance	b13	in	28
<b>Performance Data</b>				
5.1	Travel Speed, Unloaded		mph	11
5.2	Lift Speed, Loaded / Unloaded		fpm	114 / 116
5.3	Lowering Speed, Loaded / Unloaded		fpm	98.5 / 90.5
5.5	Drawbar Pull, Loaded		lbs	5,922
5.7	Gradient Performance, Loaded		%	35
5.9	Acceleration Time, Loaded / Unloaded (32.8 Ft)		sec	-
5.10	Service Brake			Hydraulic Assisted Wet Disc
<b>Engine</b>				
6.1	Engine Manufacturer / Type			HMC/L4KB
6.2	Engine Power Acc. to ISO 1585		hp / rpm	59.5 / 2,300
6.3	Maximum Torque		lb / rpm	137 / 1,800
6.4	No. of Cylinder / Cubic Capacity		EA / cc	4 / 2,359
6.5	Fuel Consumption Acc. to VDI Cycle		gal / hr	1.1
<b>Other Details</b>				
8.1	Type of Drive Control			PowerShift
8.2	Operating Pressure, System / Attachments		psi	2,843 / 2,350
8.3	Oil Volume (hydraulic)		gpm	8 (16 Max.)
8.4	Sound Pressure Level at Driver's Ear According to DIN 12053		dB (A)	80
8.5	Trailer Coupling, Type DIN			Pin

### 25L-9A

Mast Type	Maximum Fork Height	Overall Height (Lowered)	Free Lift Height		Tilt Angle		Load Capacity w/o side shift		Load Capacity w/ side shift		TRUCK WEIGHT (UNLOADED)		
			w/ Load Backrest	w/o Load Backrest	Fwd	Bwd	Single Tire	Double Tire	Single Tire	Double Tire	Single Tire	Double Tire	
			in	in	deg	deg	24 in LC	24 in LC	24 in LC	24 in LC	lb	lb	
2-STAGE LIMITED FREE LIFT	V300	118.3	79.7	4.5	4.5	6	10	5,000	5,000	5,000	5,000	8,161	8,488
	*V330	130.1	85.6	4.5	4.5	6	10	5,000	5,000	5,000	5,000	8,203	8,532
	V350	138.0	89.6	4.5	4.5	6	10	5,000	5,000	5,000	5,000	8,241	8,569
	V370	145.9	95.5	4.5	4.5	6	10	5,000	5,000	5,000	5,000	8,267	8,598
	V400	157.7	101.4	4.5	4.5	6	10	5,000	5,000	5,000	5,000	8,355	8,684
	V430	169.5	107.3	4.5	4.5	6	6	5,000	5,000	5,000	5,000	8,470	8,799
	V450	177.4	113.2	4.5	4.5	6	6	5,000	5,000	4,870	5,000	8,519	8,847
	V470	185.2	117.1	4.5	4.5	6	6	4,960	5,000	4,740	5,000	8,552	8,878
	V500	197.0	123.0	4.5	4.5	6	6	4,850	5,000	4,630	5,000	8,600	8,926
2-STAGE FULL FREE LIFT	VF295 / VS295	117.2	79.7	33.3	54.2	6	6	5,000	5,000	5,000	5,000	8,205	8,543
	VF325 / VS325	129.0	85.1	38.7	60.2	6	6	5,000	5,000	5,000	5,000	8,278	8,618
	VF345 / VS345	136.9	89.6	43.1	64.1	6	6	5,000	5,000	5,000	5,000	8,331	8,688
3-STAGE FULL FREE LIFT	TF370/TS370	145.9	71.9	25.4	46.3	6	6	5,000	5,000	5,000	5,000	8,404	8,743
	TF400/TS400	157.7	75.8	29.3	50.3	6	6	5,000	5,000	5,000	5,000	8,457	8,796
	TF430/TS430	169.5	79.7	33.3	54.2	6	6	5,000	5,000	5,000	5,000	8,496	8,836
	TF450/TS450	177.4	83.7	37.2	58.1	6	6	5,000	5,000	4,850	5,000	8,545	8,884
	TF470/TS470	185.2	85.6	39.2	60.1	6	6	4,920	5,000	4,700	4,860	8,576	8,913
	TF500/TS500	197.0	89.6	43.1	64.1	6	6	4,810	4,940	4,590	4,720	8,624	8,962
	TF550/TS550	216.7	97.4	51.0	71.9	6	6	3,240	4,780	3,020	4,560	8,710	9,048
	TF600/TS600	236.4	105.3	58.9	79.8	6	6	2,930	4,590	2,710	4,370	8,854	9,191
	TF650/TS650	256.1	113.2	66.7	87.7	3	3	2,840	4,540	2,620	4,320	8,955	9,295
TF700/TS700	275.8	121.1	74.6	95.6	3	3	2,430	4,370	2,210	4,150	9,039	9,378	
4-STAGE FULL FREE LIFT	QF610	240.7	85.0	38.6	59.5	3	3	3,200	3,400	2,960	3,160	9,387	9,771
	QF660	260.4	92.9	46.5	67.4	3	3	2,800	3,200	2,560	2,960	9,519	9,901
	QF700	276.2	96.9	50.4	71.3	3	3	2,200	3,000	1,960	2,760	9,586	9,969
	QF745	293.9	102.8	56.3	77.2	3	3	1,600	2,800	1,360	2,560	9,687	10,071
QF790	311.6	108.7	62.2	83.1	3	3	1,200	2,400	960	2,160	9,907	10,291	

### 35LN-9A

Mast Type	Maximum Fork Height	Overall Height (Lowered)	Free Lift Height		Tilt Angle		Load Capacity w/o side shift		Load Capacity w/ side shift		TRUCK WEIGHT (UNLOADED)		
			w/ Load Backrest	w/o Load Backrest	Fwd	Bwd	Single Tire	Double Tire	Single Tire	Double Tire	Single Tire	Double Tire	
			in	in	deg	deg	24 in LC	24 in LC	24 in LC	24 in LC	lb	lb	
2-STAGE LIMITED FREE LIFT	V300	118.3	83.1	4.5	4.5	6	10	7,000	7,000	7,000	7,000	9,946	10,129
	*V330	130.1	89.0	4.5	4.5	6	10	7,000	7,000	7,000	7,000	9,998	10,181
	V350	138.0	92.9	4.5	4.5	6	10	7,000	7,000	7,000	7,000	10,033	10,216
	V370	145.9	98.8	4.5	4.5	6	10	7,000	7,000	6,890	7,000	10,085	10,268
	V400	157.7	104.7	4.5	4.5	6	10	7,000	7,000	6,730	6,860	10,156	10,339
	V430	169.5	110.6	4.5	4.5	6	6	6,950	7,000	6,580	6,710	10,274	10,457
	V450	177.4	116.5	4.5	4.5	6	6	6,850	7,000	6,470	6,620	10,326	10,509
	V470	185.2	120.5	4.5	4.5	6	6	6,750	6,930	6,380	6,530	10,361	10,544
	V500	197.0	126.4	4.5	4.5	6	6	6,600	6,800	6,250	6,380	10,413	10,596
2-STAGE FULL FREE LIFT	VF295 / VS295	117.2	83.1	36.6	54.5	6	6	7,000	7,000	7,000	7,000	10,129	10,306
	VF325 / VS325	129.0	89.0	41.9	60.1	6	6	7,000	7,000	7,000	7,000	10,207	10,383
	VF345 / VS345	136.9	92.9	46.5	64.3	6	6	7,000	7,000	6,900	7,000	10,284	10,459
3-STAGE FULL FREE LIFT	TF370/TS370	145.9	75.2	28.7	43.9	6	6	7,000	7,000	6,750	6,860	10,443	10,620
	TF400/TS400	157.7	79.1	32.7	47.8	6	6	6,950	7,000	6,600	6,730	10,492	10,668
	TF430/TS430	169.5	83.1	36.6	51.7	6	6	6,820	7,000	6,460	6,600	10,538	10,714
	TF450/TS450	177.4	87.0	40.6	55.7	6	6	6,710	6,890	6,380	6,510	10,586	10,762
	TF470/TS470	185.2	89.0	42.5	57.6	6	6	6,620	6,800	6,290	6,420	10,615	10,792
	TF500/TS500	197.0	92.9	46.5	61.6	6	6	6,490	6,670	6,160	6,290	10,665	10,842
	TF550/TS550	216.7	100.8	54.3	69.4	6	6	4,820	6,450	4,490	6,070	10,762	10,938
	TF600/TS600	236.4	108.7	62.2	77.3	6	6	3,100	6,230	2,810	5,870	10,921	11,098
	TF650/TS650	256.1	116.5	70.1	85.2	3	3	2,860	6,000	2,570	5,670	11,029	11,205
TF700/TS700	275.8	124.4	78.0	93.1	3	3	2,570	5,800	2,280	5,500	11,118	11,294	
4-STAGE FULL FREE LIFT	QF610	240.7	87.6	41.1	57.0	3	3	3,800	4,000	3,440	3,560	11,200	11,388
	QF660	260.4	95.5	49.0	64.9	3	3	3,400	3,800	3,040	3,360	11,333	11,521
	QF700	276.2	99.4	53.0	68.9	3	3	2,800	3,600	2,440	3,160	11,398	11,586
	QF745	293.9	105.3	58.9	74.8	3	3	2,200	3,400	1,840	2,960	11,492	11,680
QF790	311.6	111.2	64.8	80.7	3	3	1,800	3,000	1,440	2,560	11,721	11,909	

### 30L-9A

Mast Type	Maximum Fork Height	Overall Height (Lowered)	Free Lift Height		Tilt Angle		Load Capacity w/o side shift		Load Capacity w/ side shift		TRUCK WEIGHT (UNLOADED)		
			w/ Load Backrest	w/o Load Backrest	Fwd	Bwd	Single Tire	Double Tire	Single Tire	Double Tire	Single Tire	Double Tire	
			in	in	deg	deg	24 in LC	24 in LC	24 in LC	24 in LC	lb	lb	
2-STAGE LIMITED FREE LIFT	V300	118.3	80.3	4.5	4.5	6	10	6,000	6,000	6,000	6,000	9,030	9,303
	*V330	130.1	86.2	4.5	4.5	6	10	6,000	6,000	6,000	6,000	9,074	9,347
	V350	138.0	90.2	4.5	4.5	6	10	6,000	6,000	6,000	6,000	9,114	9,387
	V370	145.9	96.1	4.5	4.5	6	10	6,000	6,000	6,000	6,000	9,142	9,416
	V400	157.7	102.0	4.5	4.5	6	6	6,000	6,000	6,000	6,000	9,231	9,506
	V430	169.5	107.9	4.5	4.5	6	6	6,000	6,000	6,000	6,000	9,347	9,621
	V450	177.4	113.8	4.5	4.5	6	6	6,000	6,000	5,800	6,000	9,398	9,672
	V470	185.2	117.7	4.5	4.5	6	6	5,910	6,000	5,610	5,830	9,431	9,705
	V500	197.0	123.6	4.5	4.5	6	6	5,820	5,970	5,520	5,670	9,482	9,755
2-STAGE FULL FREE LIFT	VF295 / VS295	117.2	80.3	33.9	51.7	6	6	6,000	6,000	6,000	6,000	9,173	9,444
	VF325 / VS325	129.0	85.1	38.7	60.2	6	6	6,000	6,000	6,000	6,000	9,250	9,522
	VF345 / VS345	136.9	90.2	43.7	61.6	6	6	6,000	6,000	6,000	6,000	9,328	9,599
3-STAGE FULL FREE LIFT	TF370/TS370	145.9	72.4	26.0	43.9	6	6	6,000	6,000	6,000	6,000	9,414	9,685
	TF400/TS400	157.7	76.4	29.9	47.8	6	6	6,000	6,000	6,000	6,000	9,469	9,738
	TF430/TS430	169.5	80.3	33.9	51.7	6	6	6,000	6,000	5,810	6,000	9,517	9,786
	TF450/TS450	177.4	84.3	37.8	55.7	6	6	5,930	6,000	5,630	5,830	9,572	9,843
	TF470/TS470	185.2	86.2	39.8	57.6	6	6	5,890	5,970	5,590	5,670	9,603	9,874
	TF500/TS500	197.0	90.2	43.7	61.6	6	6	5,730	5,840	5,430	5,540	9,654	9,923
	TF550/TS550	216.7	98.0	51.6	69.4	6	6	3,660	5,640	3,360	5,340	9,751	10,020
	TF600/TS600	236.4	105.9	59.4	77.3	6	3	3,020	5,450	2,720	5,150	9,905	10,174
	TF650/TS650	256.1	113.8	67.3	85.2	3	3	2,930	5,380	2,630	5,080	10,018	10,287
TF700/TS700	275.8	121.7	75.2	93.1	3	3	2,540	5,200	2,240	4,900	10,112	10,384	
4-STAGE FULL FREE LIFT	QF610	240.7	85.6	39.2	57.0	3	3	3,400	3,600	3,040	3,240	10,317	10,628
	QF660	260.4	93.5	47.0	64.9	3	3	3,000	3,400	2,640	3,040	10,450	10,761
	QF700	276.2											

## Optional Items

- Fork (in)
  - 25L-9A: 35.5, 39.3, 41.3 (standard), 47.2, 53.1, 59, 65, 71, 82.6
  - 30/33L-9A, 35LN-9A: 35.5, 41.3 (standard), 45.2, 47.2, 65, 71, 77.5, 83.4, 90.5, 94.4
- Integral Sideshift, Fork Positioner, Sideshift, Integral Fork Positioner with sideshift
- Tire: Solid (superelastic)/Non-marking/Front double tire
- M.C.V.: 4-Spool
- Seat: Heat, Backrest Extension, Buckle SW
- Auto Fork Leveling System
- Rear View Camera
- Cabin Heater, A/C
- Hydraulic Pump Temperature/Pressure Indication
- Beacon Lamp (LED) (Amber, Red, Blue)
- Rear Work Lamp
- F-N-R & Horn Knob Switch
- Fingertip Control Lever

**NO ONE  
DELIVERS MORE**



6100 Atlantic Blvd.  
Norcross, GA 30071  
hyundaimaterialhandling.com

678-823-7777